





机器型号 Machine model	润滑点 Lubricating point	图示 Photo
BKL	导轨 (X/Y 向) Guide rail (X/Y direction)	
	滑块 X/Y 向 Sliding block (X/Y direction)	

传动轴承
(Bearing)



导轨
(X/Y 向)
Guide rail
(X/Y
direction)






BK3



滑块
X/Y 向
Sliding block
(X/Y
direction)

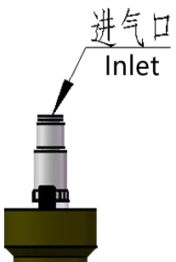


传动轴承
(Bearing)

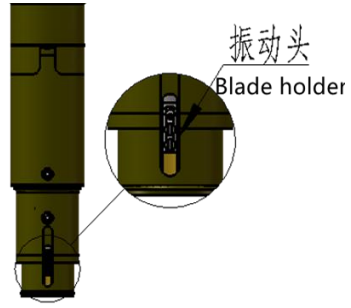


	<p>导轨 (X/Y 向) Guide rail (X/Y direction)</p>	
TK3S	<p>滑块 X/Y 向 Sliding block (X/Y direction)</p>	

	<p>导轨 (X/Y 向) Guide rail (X/Y direction)</p>	
PK	<p>滑块 X/Y 向 Sliding block (X/Y direction)</p>	

<p>刀具 Tool</p>	<p>图示 Photo</p>
<p>气冲刀</p>	

气动刀
POT



电震动刀
EOT



主动轮刀
PRT



润滑油品牌
Recommended brand

THK Original Grease AFB-LF Grease



Grease Spray



THK Original Grease AFB-LF Grease





Grease Spray



THK Original Grease AFB-LF Grease



THK Original Grease AFB-LF Grease



润滑油品牌
Recommended brand

Mobil XHP222





Mobil XHP222



Mobil XHP222



润滑周期和方法
Lubricating period and methods

周期: 3个月

方法:

1. 使用无尘布或者毛刷清洁导轨表面, 确保导轨表面干净无杂质。
2. 使用毛刷在导轨表面涂抹薄薄一层润滑脂, 不要添加过多污染机器造成浪费。

Period: 3 months

Methods:

1. Clean the guide surface with a cloth or brush to ensure that the guide surface is clean and free of impurities.
2. Apply a thin layer of grease on the surface of the guide rail with a brush. Do not add too much pollution to the machine to cause waste.

周期: 6个月

方法:

1. 使用注油枪连接注油孔
2. 注满滑块内部空间, 旧油溢出为止。

Period: 6 months

Methods:

1. Use grease gun connect with the filling hole
2. Fill the inside of the slider until old grease overflow

周期: 3个月

方法:

1. 使用无尘布或者毛刷清洁导轨表面, 确保导轨表面干净无杂质。
2. 一边移动机器, 一边将油喷到指定位置

Period: 3 months

Methods:

1. Clean the guide surface with a cloth or brush to ensure that the guide surface is clean and free of impurities.
2. While moving the machine, spray grease into the marked position.

周期: 3个月

方法:

1. 使用无尘布或者毛刷清洁导轨表面, 确保导轨表面干净无杂质。
2. 使用毛刷在导轨表面涂抹薄薄一层润滑脂, 不要添加过多污染机器造成浪费。

Period: 3 months

Methods:

1. Clean the guide surface with a cloth or brush to ensure that the guide surface is clean and free of impurities.
2. Apply a thin layer of grease on the surface of the guide rail with a brush. Do not add too much pollution to the machine to cause waste.

周期：6个月

方法：

1. 使用注油枪连接注油孔
2. 注满滑块内部空间，旧油溢出为止。

Period: 6 months

Methods:

1. Use grease gun connect with the filling hole
2. Fill the inside of the slider until old grease overflow

周期：3个月

方法：

1. 使用无尘布或者毛刷清洁导轨表面，确保导轨表面干净无杂质。
2. 一边移动机器，一边将油喷到指定位置

Period: 3 months

Methods:

1. Clean the guide surface with a cloth or brush to ensure that the guide surface is clean and free of impurities.
2. While moving the machine, spray grease into the marked position.

周期: 3个月

方法:

1. 使用无尘布或者毛刷清洁导轨表面, 确保导轨表面干净无杂质。
2. 使用毛刷在导轨表面涂抹薄薄一层润滑脂, 不要添加过多污染机器造成浪费。

Period: 3 months

Methods:

1. Clean the guide surface with a cloth or brush to ensure that the guide surface is clean and free of impurities.
2. Apply a thin layer of grease on the surface of the guide rail with a brush. Do not add too much pollution to the machine to cause waste.

周期: 6个月

方法:

1. 使用注油枪连接注油孔
2. 注满滑块内部空间, 旧油溢出为止。

Period: 6 months

Methods:

1. Use grease gun connect with the filling hole
2. Fill the inside of the slider until old grease overflow

周期: 3个月

方法:

1. 使用无尘布或者毛刷清洁导轨表面, 确保导轨表面干净无杂质。
2. 使用毛刷在导轨表面涂抹薄薄一层润滑脂, 不要添加过多污染机器造成浪费。

Period: 3 months

Methods:

1. Clean the guide surface with a cloth or brush to ensure that the guide surface is clean and free of impurities.
2. Apply a thin layer of grease on the surface of the guide rail with a brush. Do not add too much pollution to the machine to cause waste.

周期: 6个月

方法:

1. 使用注油枪连接注油孔
2. 注满滑块内部空间, 旧油溢出为止。

Period: 6 months

Methods:

1. Use grease gun connect with the filling hole
2. Fill the inside of the slider until old grease overflow

润滑周期和方法

Lubricating period and methods

1个月
1 months

1个月
1 months

3个月
3 months