


# PK blade instructions



# 1. TW tools.

There are two forms of this tool so far.

The old type:



# 1. TW tools.

The blades (old):



1.5mm "U" circlip blade

1.5mm circular circlip blade


NUM : 1.20.18.0000244

NUM:1.20.18.0000244

Suitable cutting material: self-adhesive paper, 3M, reflecting film.

# 1. TW tools.

The new type:



# 1. TW tools.

The blades (new):



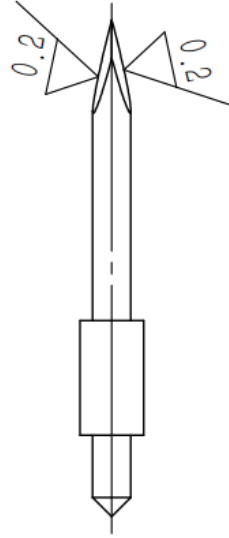
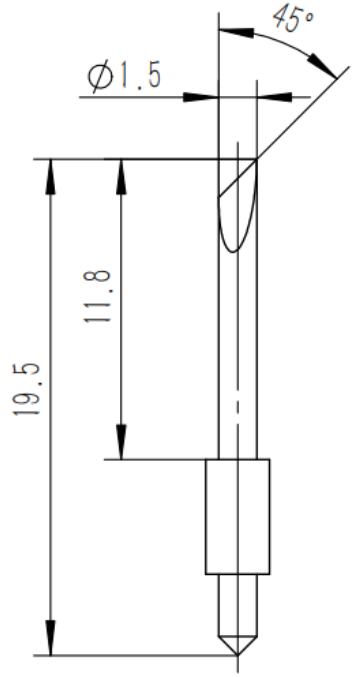
1.5mm E15-02

1.0mm E15-01


1.20.18.0000256

1.20.18.0000255

Suitable cutting material: self-adhesive paper, 3M, reflecting film.




The function of how to set the TW tool and adjust depth of the knife.



Check the video here!

## 2. Creasing tool.

Old and new PK machines have same creasing tool and same wheel, and just have one type. 





### 3. EOT tool.

Old and new PK machines  
have same EOT and blades.



### 3. EOT tool.

The blades :



**E19-3(30° Blade of EOT)**


**E19-2(10° Blade of EOT)**

**1.20.18.0000242**

**1.20.18.0000241**

Suitable cutting material: corrugated paper, vertical, corrugated board, KT board, ect.

This video shows how to change the blade of EOT.



[Check the video here!](#)