

## Error 33

### 1. Two head or three head



#### (1) exchange head

Exchange broken head and good head, if the broken head still can't rotate good so the error come from head.


(2) if the good head come error before exchange, check main box and find the driver which one have error AL-011, If no drive error is reported, go to next step. If find drive error, then use multimeter test these four or six cables to driver plug, find which one is broken. then you can fix this problem.




in this picture is  
u1 ,but on your  
machine you need  
find others



These marked cables (+ A B -) on B board must continue with the cable(4 5 7 8) which in next picture.



(3) If no drive error is reported, check the B board. BK3 check ZH\_A ZH\_B, if the LED does not go out when you rotate the head, means the B board is broke.



## 2. One head

(1) Rotate the head, if cannot rotated, check the B board. BK3 check ZH\_A ZH\_B, if the LED does not go out, means the B board is broke.

(2) If can rotated, check main box and find the driver which one have error AL-011, If no drive error AL-011 is reported, means the error come from head. If find drive error AL-011, use multimeter test these two or one cables to driver plug, just like two head or three head.